

ENGLISH

GRADE 1



К. Д. Шаршекеева, Н. Д. Шаршекеева

ENGLISH

Grade 1

Издание второе

Утверждено Министерством образования и культуры
Кыргызской Республики



БИШКЕК
АО «АКЫЛ» — «МЕКТЕП»
2004

ББК 81. (2 Англ) я 721
Ш - 26

Издание второе

Рецензент *Н. И. Ким*

Художник **ТОЛЬБАШИЕВА ЖАНЫЛ**

К УЧИТЕЛЮ

Настоящий учебник написан по заказу Министерства образования и культуры Кыргызской Республики. Он включает в себя материал, необходимый для 1 класса средних общеобразовательных школ. Цель этого курса — ознакомление с начальными элементами английского языка через картинки, песни, элементарные диалоги и тексты со звуковой поддержкой. В помощь учителям подготовлена кассета, информация о которой можно будет получить в Министерстве образования и культуры.

Особенностью данного учебника является введение элементов американского английского языка, и поэтому не должны вызывать удивления орфография слов (color, practice, etc.) и допустимые формы американского английского (e. g. What is on the table?) вместо традиционной формы (What is there on the table?).

Материал рассчитан на 36 часов учебного времени, и учитель вправе творчески распределить его в соответствии со своим опытом и навыками преподавания.

Чтение предусмотрено только имитационное, не обременяющее потенциальных возможностей первоклассника. Желательно с первого же урока научить школьников работать с магнитофоном, т. к., с нашей точки зрения, это будет способствовать более правильной постановке звуков и интонации.

В зависимости от уровня знаний школьника учитель может допустить предлагаемый материал своим.

Авторы выражают благодарность за помощь при создании учебника преподавателям и студентам Американского Университета в Центральной Азии.

Предложения, рекомендации, советы по учебнику просьба присылать по адресу:

г. Бишкек, ул. Абдумомунова 205, кафедра «Английского языка», Американского Университета в Центральной Азии.

4306021600 — 037
Ш М 451 (11) — 2003 2003

ISBN 5-855-01502-1

ББК 81. (2 Англ) я 721

© Текст — Шаршекеевой К. Д., Шаршекеевой Н. Д.
© Иллюстрации — Тольбашиевой Д.Ж.
© Художественное оформление — Кобалдина К.
© АО «Акыл» — Издательство «Мектеп», 2003
© МОКР, 2004

1. HELLO!

1 A. Hello!

Sam

Kate

Mrs. Brown

Mr. Brown



1. Listen, repeat and practice.
Hello! What's your name?
Hello! My name is Sam.
(Kate, Mr. Brown,
Mrs. Brown, Amagit, Roy)

2. Ask other children's names:

"What's your name?"


3. Learn:

Good morning. Good afternoon. Good evening.

4. Song No. 1. Listen and learn.

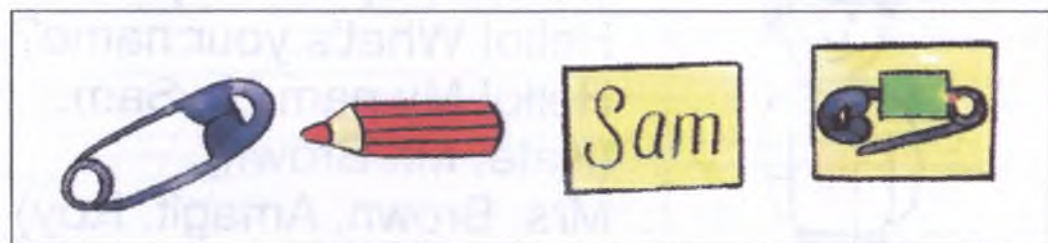
Good morning, what's your name?
 Good morning, what's your name?
 Amagit, Amagit, Amagit's, my name.

5. Make a name tag. You need:



card

tape



safety pin

pencil or
pen

Sam

6. Learn: **1** one **2** two
3 three **4** four **5** five **6** six
7 seven **8** eight **9** nine **10** ten

7. Learn:

Bye! Goodbye! Bye-bye!



Homework:



- 1) Listen, repeat and memorize.
- 2) Make a name tag.
- 3) Learn the numbers.

1 B. Who's this!

1. Listen, repeat and practice.

Who's this?



This is Sam.

Who's this?



This is Kate.

Who's this?



This is Mrs. Brown.

Who's this?



This is Mr. Brown.

2. Ask your friends about your classmates:

"Who's this?" "This is Tom" ... etc.

3. Listen, repeat and practice the conversation.

MY FRIEND.


Sam: Hello, mom! Hi, dad!


Mrs. Brown: Hi, Sam! Who's this?

Sam: This is my friend.

Mr. Brown: What's your name?

Friend: My name is Roy.



4. Sing song No. 1. 

5. Repeat the numbers.

1 one **2** two **3** three **4** four **5** five


6 six **7** seven **8** eight **9** nine **10** ten

6. Add the numbers:

$1 + 2$ is three $2 + 2 =$ $4 + 1 =$

$5 + 3 =$ $6 + 2 =$ $3 + 4 =$

7. Learn:



stand up

sit down

Homework:



- 1) Listen, repeat and memorize.
- 2) Learn the conversation "My friend".
- 3) Add the numbers:

$1 + 1 =$ $6 + 3 =$

$3 + 2 =$ $1 + 6 =$

$4 + 2 =$ $5 + 4 =$

1 C. How are you?

1. Listen, repeat and practice.

— Hello! How are you?

— I'm fine. (I'm o'kay.)

Thank you.

2. Listen and repeat the following:

— Hello, How are you?

— I'm o'okay, thank you.



— Hello! Who's this?

— This is my friend

Mike.



— Hello! What's your name?
— My name is Mike.

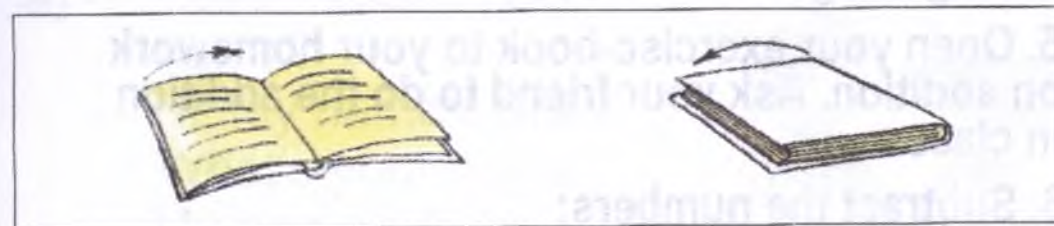


3. Song No. 2. Listen and learn.

Hello! Hello!
And how are you today?
Hello! Hello!
I'm feeling fine today.
Come out! Come out!
Come out with me to play.
All right! All right!
I'll be there right away.

4. Open your exercise-book to your homework on addition. Ask your friends to do the addition in class.

5. Learn:



open

close

Homework:



- 1) Listen to tape Unit 1 (C).
- 2) Learn the conversation.
- 3) Add the numbers:

$$\begin{array}{r} 9 + 1 = \\ 2 + 1 = \end{array} \quad \begin{array}{r} 4 + 4 = \\ 7 + 3 = \end{array} \quad \begin{array}{r} 6 + 1 = \\ 8 + 2 = \end{array}$$

1 D. How old are you!

1. Listen, repeat and practice.

Sam: How old are you,
Roy?

Roy: I am 8. How old are
you, Sam?


Sam: I am 7.



2. Ask your classmates:

"How old are you?"

3. Reproduce the conversation.

4. Sing songs No. 1 and No. 2. 

5. Open your exercise-book to your homework on addition. Ask your friend to do the addition in class.

6. Subtract the numbers:

$$3 - 2 \text{ is } 1 \quad 4 - 3 = \quad 5 - 1 = \quad 8 - 7 =$$

$$10 - 2 = \quad 9 - 5 = \quad 6 - 5 = \quad 2 - 1 =$$

7. Learn:



walk

stop

turn around

Homework:



1) Listen, repeat and memorize.

2) Learn the conversation.

3) Subtract the numbers:

$$10 - 1 = \quad 4 - 2 = \quad 9 - 8 =$$

$$5 - 3 = \quad 7 - 6 = \quad 6 - 3 =$$

ROUND-UP UNIT 1

1. Listen, repeat and act out the following conversations:

- a) — Hello! What's your name?
 — Hi! My name's Mike.
 — What's your name?
 — My name's Kate.



Who's this?



This is _____.

Who's this?



This is _____.


- b) — Hi, Sam! How are you?
 — I'm fine. Thank you.





- c) — Hello, Kate! Who's this?
 — This is my friend Mike.
 d) — How old are you, Roy?
 — I'm 8.



2. Sing songs No. 1 and No. 2. 

3. The Action Game:

stand up
open

walk
turn around
stop

sit down
close

4. Add and subtract the numbers:

$1 + 9$ is 10 $7 + 2 =$ $9 - 1 =$ $7 - 4 =$
 $8 + 1 =$ $6 + 4 =$ $5 - 2 =$ $8 - 6 =$

Homework:



- 1) Listen, repeat and memorize.
- 2) Learn the conversations.
- 3) Make up your own addition and subtraction examples.

UNIT 2. PETS

2 A. What's this!

1. Listen, repeat and memorize.

What's this?



This is a dog.

What's this?



This is a cat.

What's this?



This is a duck.

What's this?



This is a fish.

What's this?



This is a cow.

2. Learn to say:

"What's this?" (a dog, a cat, a duck, a fish, a cow, a snake)

3. Song No. 3. Listen and learn. 

Old McDonald had a farm

ee-i-ee-i-o

And on that farm he had some cows

ee-i-ee-i-o

With a moo, moo here

And a moo, moo there

Here moo, there moo,

Everywhere a moo, moo.

Old McDonald had a farm

ee-i-ee-i-o

(cats – meow, meow; ducks – quack, quack)

4. Learn to count to 20.

1 one **2** two **3** three **4** four **5** five

6 six **7** seven **8** eight **9** nine **10** ten

11 eleven **12** twelve **13** thirteen

14 fourteen **15** fifteen **16** sixteen

17 seventeen **18** eighteen **19** nineteen

20 twenty

5. Learn

draw

Homework:

- 1) Listen, repeat and memorize.
- 2) Learn the names of the pets.
- 3) Draw: a fish, a cat, a dog, a cow, a duck, a snake.

2 B. What color?**1) Listen, repeat and memorize.**

1-blue

2-white

3-yellow

4-green

5-black

6-brown

7-red

2. Color the numbers repeating the words "blue", "white", "yellow", "green", "black", "brown", "red".

1 2 3 4 5 6 7

3. Answer the questions.

What color is **1**? **1** is blue.

What color is **7**? **7** is red, etc.

4. Sing song No. 4.

Brown and green, and blue, and white,
Blue, and white,
Blue, and white,

Brown and green, and blue, and white,
And red, and black, and yellow.

5. Count to 20.

1 2 3 4 5 6 7 8 9 10
11 12 13 14 15 16 17 18 19 20

6. Look at the picture and answer the following questions:

What color is **11**? **11** is _____.

What color is **12**? **12** is _____.

7. Learn:



Homework:



- 1) Listen, repeat and memorize.
- 2) Learn to count to 20.
- 3) Color a picture in your work-book.
- 4) Learn song No. 4.

2 C. What color is the dog!

1. Listen, repeat and memorize.

What color is the dog?

It is brown.



2. Practice.

What color is the



? It is blue.

What color is the



? It is black.

What color is the



? It is red.

What color is the



? It is green.

What color is the



? It is yellow.

3. Listen, repeat and practice the conversation.

Sam: What's this, Roy?

Roy: It's a dog.

Sam: What color is the dog?

Roy: It is brown.

4. Sing song No. 4. A

5. Make up conversations about the following picture.



6. Learn:



put down



pick up

Homework:



- 1) Listen, repeat and memorize.
- 2) Learn the conversation.
- 3) Color the picture in the workbook.

2 D. Is this a cat?

1. Listen, repeat and practice.

— Is this a cat?

— Yes, it is. (No, it isn't.)



2. Listen, repeat and practice the conversation.

Sam: Is this a dog?

Roy: No, it isn't, Sam.

Sam: What is it?

Roy: It's a cat.

Sam: Is it a cat?

Roy: Yes, it is.



3. Make up similar conversations about the following pictures:



dog

cow

duck

4. Sing song No. 3 "Old McDonald had a farm".

5. Learn:

point to



touch



Homework:



- 1) Listen, repeat and memorize.
- 2) Learn the conversation.
- 3) Learn the new words.

ROUND-UP UNIT 2

1. Listen to the following conversations and then act them out:



a) Sam: Hello! What's your name?

Roy: Hi, my name's Roy. And what's your name?

Sam: My name's Sam.

Roy: What is it, Sam?

Sam: It's my dog Spot.

Roy: And this is my cat Alice.



b) Mr. Brown: Hello, Sam! What's this?

Sam: Hi, dad! This is a duck.

Mr. Brown: A duck? What color is it?

Roy: It is blue.

c) Kate: How old are you, Roy?

Roy: I'm 8. And how old are you, Kate?

Kate: I'm 5. And this is my dog Spot.

He is 3.



2. Sing songs No. 1 and No. 2. =A

3. The Action Game:

Draw a green snake.

Touch your friend.

Point to a duck.

Pick up a pen.

Put down a pencil.

Homework:



- 1) Listen, repeat and memorize.
- 2) Practice the conversations.

UNIT 3. CLASSROOM

3 A. If s a blackboard

1. Listen, repeat and memorize.



It's a blackboard. It's a bag. It's a map.



It's a book. It's a table. It's a chair.

2. Look at the pictures above and answer the question:

"What's this?"

3. Drill:

a) What color is the blackboard?

The blackboard is black.

It's a black blackboard.

b) What color is the bag?

The bag is blue. It's a blue bag.

4. Song No. 5. Listen and learn. 

It's a classroom
With a blackboard

And a table, and a chair, and a map,
And a teacher in the classroom
With a bag and a book.

It's a classroom
With a blackboard

And a table, and a chair, and a map,
And the teacher in the class
With the bag and the book.

5. Learn:



write



read


Homework:




- 1) Listen, repeat and memorize the new words.
- 2) Learn song No. 5.
- 3) Draw: a yellow chair, a red book, a green map, a white table.

3 B. Where's the bag?


1. Listen, repeat and memorize.



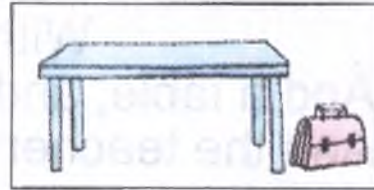
on the table



under the table



in the table



near the table

2. Look at the pictures and say:


"Where's the bag?"

"It's on the table."


3. Look at the pictures and answer:

a) Where's the book?

What color is the book?



b) Where is the car? What color is the car?



c) Where is the bag? What color is the bag?



d) Where is the map? What color is the map?

4. Song No. 6. Listen and repeat. A

On the table, in the table


On the table, in the table

Under the table, near the table

Under the table

la-la-la.

5. Listen and repeat the text
«This is a classroom».



This is a table. It is brown. The book is on the table. It is green. The ball is under the table. It is red and blue. The chair is near the table. It is yellow. The teacher is near the blackboard.

6. Answer the questions about the text:

- What is this?
- What color is the table?
- Where's the book?
- What color is the book?
- Where's the ball?

- What color is the ball?
- Where's the chair?
- What color is the chair?

Homework:




- Listen, repeat and memorize.
- What do you see in the picture "This is a classroom?"
- Learn song No. 6.

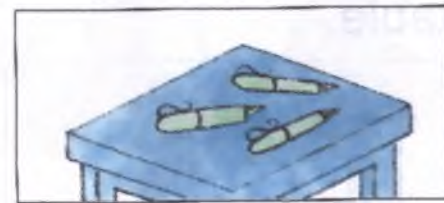
3 C. How many!

1. Listen, repeat and learn.

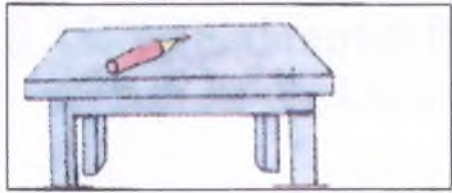
There is ...
There is ...



There is a pen
on the table.



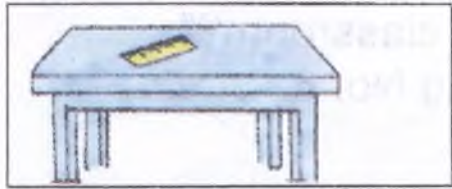
There are 3 pens
on the table.




There is a pencil on the table.



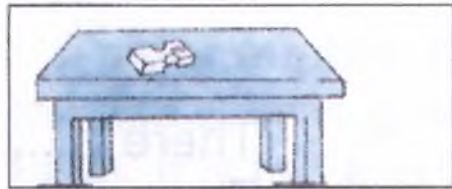
There are 4 pencils on the table.



There is a ruler on the table.




There are 6 rulers on the table.



There is a pencil-sharpener on the table.



There are 7 pencil-sharpeners on the table.



There is an eraser on the table.



There are 10 erasers on the table.

2. Look at the pictures above and answer the questions.

What is in the pictures?

How many erasers and pencils are in the pictures?

3. Answer the questions.



What's in the picture?

How many cats are in the picture?



What's in the picture?

How many dogs are in the picture?



What's in the picture?
How many ducks are in the picture?



What's in the picture?
How many snakes are in the picture?



What's in the picture?
How many cows are in the picture?

Homework:



- 1) Listen to Unit 3.
- 2) Learn the new words.
- 3) Do exercise 3.

3 D. Sanas table

1. Look, listen, repeat and learn the text.



This is Sam's table. There are 3 pencils on the table: one green pencil and 2 yellow pencils. There is an orange pen under Sam's chair. There is a chair near the table. There is a pencil-sharpener, 2 rulers and 3 erasers in the table. Duffy is under the table. Duffy is Sam's black cat.

2. Answer the following questions:

- a) What's this?
- b) How many pencils are on the table?
- c) What color are the pencils?

- d) What's under Sam's chair?
 e) What color is the pen?
 f) What is near the chair?
 g) Who is Duffy?
 h) Where is Duffy?

3. Describe what you see on Sam's table.

4. Learn:



put on



put under

5. Song No. 7. Listen and learn. 

There's a pencil on the table
 And a ruler in my yellow bag,
 An eraser, and a red book
 In my brown pencil case.
 There's a pencil on the table
 And a ruler in my yellow bag
 That I like to bring to my school every day.

Homework:



- 1) Listen, repeat and memorize.
- 2) What do you see on Sam's table?
- 3) Learn song No. 7.

3. E. Can I take your pencil, please!

1. Look, listen and learn.



Roy: Sam, can I take your pencil, please?

Sam: Yes, of course.

Roy: Thanks. Where's your red pencil?

Sam: There, on the floor.

Roy: And where's your green pencil?

Sam: Oh! It's under the table.

Roy: And your yellow pencil?


Sam: On the floor, near Spot. And my blue pencil is in Spot's mouth.

2. Look at the picture and answer the following questions:


- a) Who's in the picture?
- b) How many pencils are in the picture?
- c) Where's Sam's green pencil?

- d) Where's Sam's yellow pencil?
- e) Where's Spot?
- f) What's in Spot's mouth?

3. Practice the conversation between Sam and Roy.

4. Sing song No. 7. 

5. Learn:



take

give

Homework:




- 1) Listen, repeat and memorize.
- 2) Ask questions about the conversation.

ROUND-UP UNIT 3

1. Look, listen, repeat and memorize.
Match the picture and words.

AT SCHOOL.



- | | |
|---------------------|------------------------|
| 1. a pen | 8. a calculator |
| 2. a pencil | 9. a ruler |
| 3. a pencilcase | 10. a pencil-sharpener |
| 4. a text-book | 11. a blackboard |
| 5. a school bag | 12. a boy |
| 6. a map | 13. a girl |
| 7. an exercise-book | 14. a teacher |

2. Look at the picture and ask questions about it.
Start with:

- a) What's ... ?
- b) Who's ... ?
- c) Where's ... ?
- d) How many ... ?
- e) What color's ... ?

3. Sing song No. 5, No. 6 and No. 7. A

4. Name the objects in your bag and in your classroom.

5. The Action Game:

Write your name.
Read this «English».
Stand on your chair.
Sit on the table.

Put your bag on the table.

Put your bag under the table.

Give Peter your pencil-sharpener.

Take Peter's ruler.

Homework:



- 1) Listen, repeat and memorize.
- 2) Look at the picture «At school» and name objects in it.
- 3) Describe what's in your bag and in your classroom.

UNIT 4. FAMILY AND FRIENDS


4 A. I have a sister. Her name's Kate.

1. Look, listen, repeat and memorize.

FAMILY.



a grandfather
a grandmother



a father
a mother



a brother a sister



a dog



a cat

FRIENDS



Who's this?
This is Sam's
friend.
What's his
name?
His name's
Roy.

Who's this?
This is Sam's
sister.
What's her
name?
Her name's
Kate.



Who's this?
This is Roy's
brother.

What's his
name?
His name's
Tom.

2. Listen and repeat.

I'm Sam. I'm 7 years old. I
have a mother, a father, a
grandmother, a grandfather
and a sister.

My sister's name is Kate.

She is 5. I have a friend. His name's Roy.
He is 8. He has a little brother. His name's
Tom. He is three.



3. Answer the following questions:

- How old is Sam?
- What's his sister's name?
- How old is she?
- What's his friend's name?
- How old is Roy?
- How old is Roy's brother?
- What's his name?

4. What do you know about Sam's family?

5. Ask each other questions about your families.

6. Song No. 8 Listen and learn. △

This is my grandfather, this is my mom.

This is my mom, this is my mom.
 This is my grandmother, this is my mom
 And my sister Judy.

Homework:



- 1) Listen, repeat and learn.
- 2) What do you know about Sam and his family?
- 3) Learn song No. 8.

4 B. Sam's mother is called Mrs. Brown

1. Look, listen, repeat and learn.

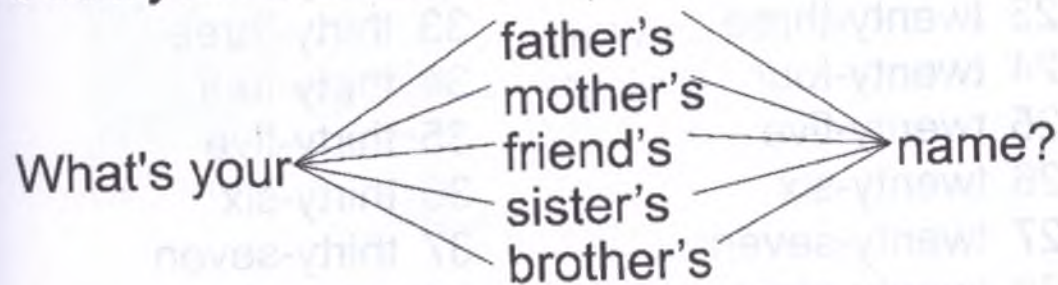


Sam's mother is called Mrs. Brown.
 Sam's father is called Mr. Brown.
 His sister is called Kate.
 His friend is called Roy.

2. Listen and answer the questions:

- a) What's your mother's name?
 My mother is called _____.
- b) What's your father's name?
- c) What's your sister's name?
- d) What's your brother's name?
- e) What's your grandmother's name?
- f) What's your grandfather's name?
- h) What's your friend's name?

3. Ask your classmates:



4. Sing song No. 8.

5. Tell your friends about your family.

6. Learn:



play

sleep

dance

Homework:

- 1) Listen, repeat and learn.
- 2) Draw a picture of your family.
- 3) Describe your family.

4 C. How old is your dad?**1. Listen and learn to count from 21 to 40.**

21 twenty-one	31 thirty-one
22 twenty-two	32 thirty-two
23 twenty-three	33 thirty-three
24 twenty-four	34 thirty-four
25 twenty-five	35 thirty-five
26 twenty-six	36 thirty-six
27 twenty-seven	37 thirty-seven
28 twenty-eight	38 thirty-eight
29 twenty-nine	39 thirty-nine
30 thirty	40 forty

2. Answer: How old is your dad?
How old is your mom?

3. Add and subtract the following numbers:

$$10 + 10 = \quad 11 + 9 =$$

$$20 - 5 =$$

$$13 + 7 =$$

$$18 - 4 =$$

$$17 - 3 =$$

4. Listen and repeat.

- Hi, what's your name?
- Hello, I'm Sam. And what's your name?
- I'm Jane. What's your dog called?
- He is called Spot.
- Oh, isn't he cute! How old is he?
- He is 3.

5. Answer the following questions:

- a) What's the girl's name?
- b) What's the boy's name?
- c) What's Sam's dog's name?
- d) Is he cute?
- e) How old is the dog?

5. Practice the conversation.

7. Song No. 9. Listen and learn.

How old is she now?

Seven, seven.

How old is she now?

Twenty-five.

Homework:



- 1) Listen, repeat and learn.
- 2) Learn the conversation.

ROUND-UP UNIT 4

1. Look, listen, repeat and learn.




This is Mr. Brown's family. Mr. Brown's family is large. There are six in the family. There is a grandfather and a grandmother. Grandfather's name is Mr. Kay. Grandmother is called Mrs. Kay. Mrs. Brown is the mother of the family. They have two children: a boy and a girl. The son's name is Sam. He is 7. His sister is called Kate. She is five. Sam has a dog. He is called Spot. Kate has a cat. She is called Duffy.

2. Answer the following questions:

- a) Whose family is this?
- b) Is it large?
- c) How many are in the family?
- d) Who is in the family?
- e) What's father's name?
- f) What's mother's name?
- g) What's grandfather's name?
- h) What's grandmother's name?
- i) How many children are in the family?
- j) What's the son's name?
- k) What's the daughter's name?
- l) Who has a dog?

m) What's the cat's name?

3. Describe the picture.

4. Song No. 10. Listen. 

I have a lovely family
My mom, my dad, my sister,
Grandfather, grandmother, and a cat
At home we live together.

Homework:



- 1) Listen, repeat and memorize.
- 2) Talk about Mr. Brown's family.
- 3) Learn song No. 10.

UNIT 5. TOYS AND GAMES

5 A. What's this! What are these!

1. Look, listen, repeat and memorize.




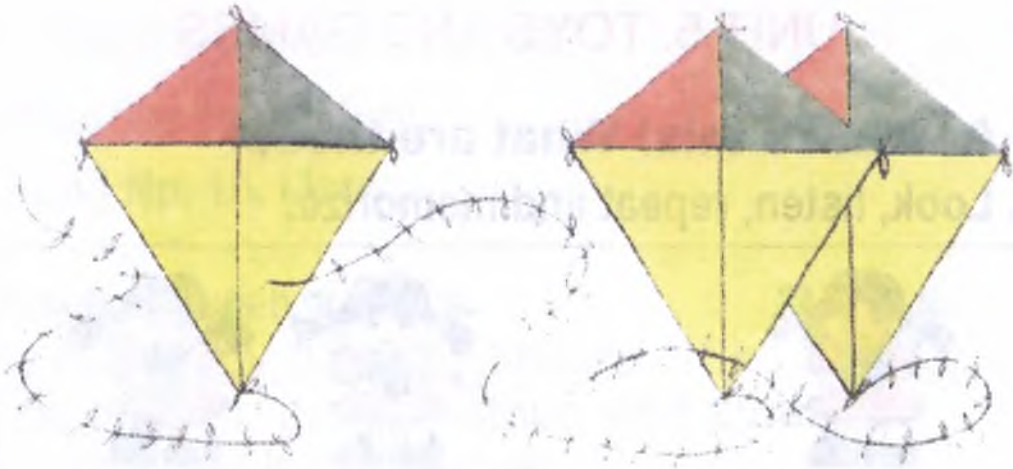
What's this?
This is a doll.

What are these?
These are dolls.


What's this!

What are these!






2. Look at the picture and answer the following questions:



- a) What is on the table?
- b) What is under the table?
- c) What is in the toy box?
- d) What is near the toy box?
- e) What is on the chair?
- f) What is under the chair?

3. Now describe the picture to your classmates.

4. Song No. 11. Listen and learn. 

Where are my lovely toys?
 Where? Where?
 They are on the table,
 They are on the chair.
 Kites and balls, cars and dolls,
 Teddies, robots, trains.
 Lovely toys, I love you so
 And you computer games.

Homework:



- 1) Listen, repeat and learn.
- 2) Describe the picture on page 50.
- 3) Learn song No. 11.

**5 B. These are my toys. I've got ...
These are Kate's toys. She's got ...**


1. a) These are Sam's toys. He's got ...




b) These are Kate's toys. She's got ...



c) These are Roy's toys. He's got ...



2. Tell about your toys.

3. Repeat song No. 11. 

Homework:



- 1) Listen, repeat and memorize.
- 2) Talk about Sam's, Kate's and Roy's toys.
- 3) Describe your toys.

5 C. Happy Birthday

1. Listen, repeat and learn.

SAM'S BIRTHDAY.

It's Sam's birthday. He is 8 today. Grandfather, grandmother, mom, dad, Kate, Spot and Duffy all come to wish Sam a Happy Birthday. They sing:





Happy Birthday to you,
Happy Birthday to you,
Happy Birthday, dear Sam,
Happy Birthday to you!

2. Tell the story about Sam's birthday.
3. Sing the song "Happy Birthday" with the names of all your classmates.
4. Make a birthday card.



You need: a card a colored pencil



Take the card. Draw and color a picture.
Give the card to your friend.


Homework:



- 1) Listen, repeat and learn.
- 2) Tell the story of Sam's birthday.
- 3) Make a birthday card.
- 4) Color the birthday card.

5 D. These are presents for Sam

1. Look, listen, repeat and memorize.



- | | |
|--------------------|--------------------|
| 1) a calculator | 6) a train |
| 2) a computer game | 7) a cassette |
| 3) a bike | 8) colored pencils |
| 4) a robot | 9) a kite |
| 5) a car | 10) a camera |

2. What presents has Sam got?

3. Answer the questions.

Have you got a robot? Yes I have. (No, I haven't.)

a calculator?

a computer game?

a cassette?

a camera?

a car?

a bike?

a kite?

4. What do you have with you today?

I've got a pen (a pencil, an eraser, a pencil-sharpener, a book, a ruler, a pencil case, a bag).

5. Learn:



don't point



don't touch



don't open

Homework:



- 1) Listen, repeat and learn.
- 2) Draw the toys you have at home and say what they are called.
- 3) Learn the new words.

ROUND-UP UNIT 5

1. Look, listen and repeat.



This is Kate's room. The room is small. There is a table, a bed and many toys in it. There is a doll on the bed. There is a kite under the bed. The toy box is near the table. There are many toys in it: cars, a ball, a train. The teddy-bear is on the table. Kate has a computer game too. It is in her bag. The bag is near the toy box.

2. Answer the following questions:

- a) Whose room is this?
- b) What is in the room?
- c) Where is the doll?
- d) What is near the table?
- e) What is in the toy box?
- f) Where is the teddy-bear?

- g) Who has a computer game?
- h) Where is it?
- i) What is on the table?

3. Describe Sam's room and Roy's room.

Sam's room



Roy's room



Homework:



- 1) Listen, repeat and learn.
- 2) Describe Sam's, Kate's and Roy's rooms.
- 3) Sing songs No. 10 and No. 11.


UNIT 6. THE BODY

6 A. Kate has long dark hair



Mrs. Brown has short hair and brown eyes.
 Mr. Brown ... Sam ... Roy ...
 Kate ...

1. Describe Mr. and Mrs. Brown, Kate, Roy and Sam.
2. What's this? What are these?



3. Put your fingers on your nose, mouth, hair, lips, ears and eyes.

4. Listen and learn to sing song No. 12.

Alouette, little Alouette,
Alouette, play the game with me.
Put your fingers on your nose.
Put your fingers on your nose,
on your nose, on your nose,
Don't forget, Alouette.

Alouette, little Alouette,
Alouette, play the game with me.
Put your fingers on your mouth.
Put your fingers on your mouth,
on your mouth, on your mouth,
Don't forget, Alouette.

Alouette, little Alouette,
Alouette, play the game with me.
Put your fingers on your head.
Put your fingers on your head,
on your head, on your head,
Don't forget, Alouette.

Homework:

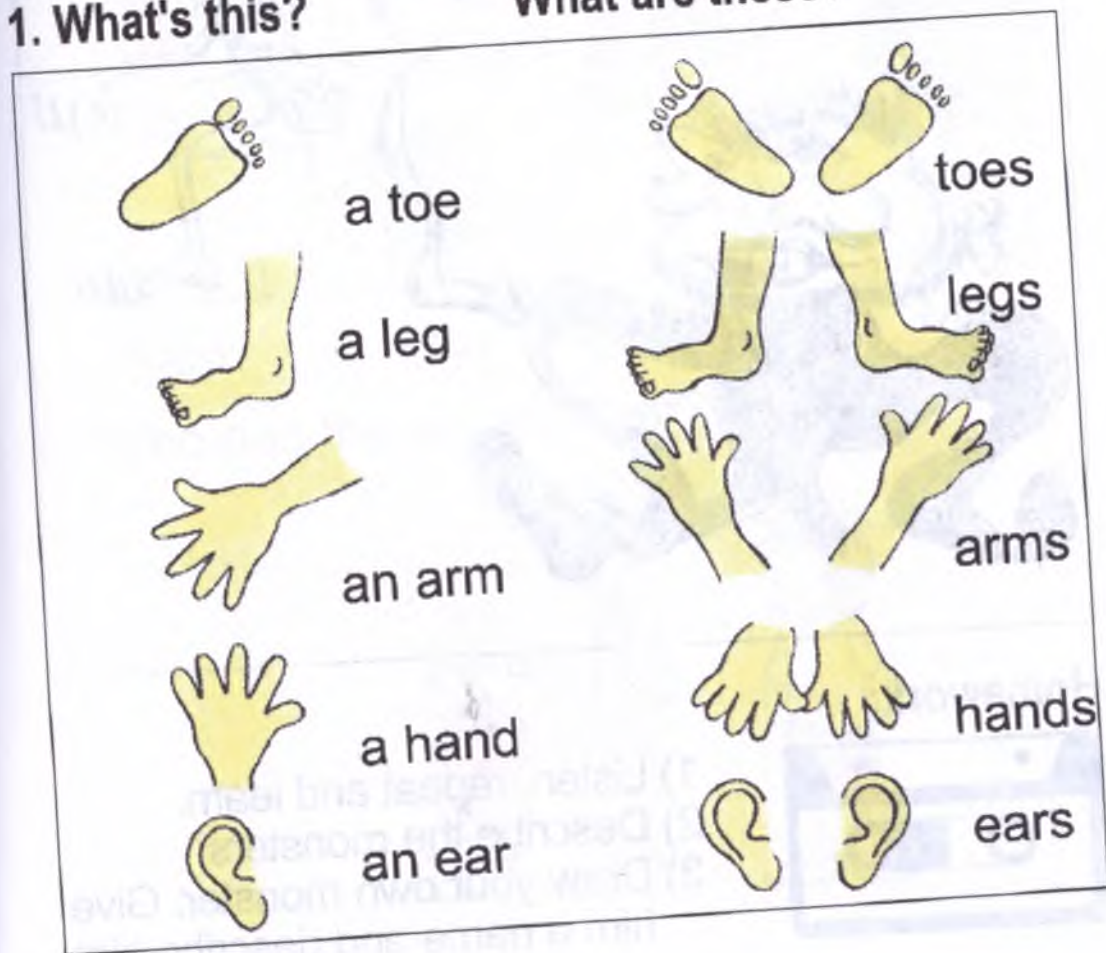



- 1) Listen, repeat and learn.
- 2) Learn song No. 12.

6 B. He has two legs and two hands

1. What's this?

What are these?



2. Repeat song No. 12. 

3. Describe the monsters.




Homework:



- 1) Listen, repeat and learn.
- 2) Describe the monsters.
- 3) Draw your own monster. Give him a name and describe him.


6 C. Who's the tallest?

a) Who's the tallest?



Sam Roy Mrs. Brown Mike


b) Who has the longest hair?



c) Who's the smallest?



d) Who has the biggest ears?



1. Whafs this!


head

neck

shoulder

knee



2. Listen and learn to sing song No. 13 
Head and shoulders, knees and toes,
Knees and toes, knees and toes.
Head and shoulders, knees and toes
We all go round together.
Eyes and ears, and mouth, and nose

Mouth, and nose.

Mouth, and nose.

Eyes and ears, and mouth, and nose

We all go round together.

3. Our classroom.



Homework:



- 1) Listen, repeat and learn.
- 2) Learn song No. 13.
- 3) Describe the picture "Our classroom".

ROUND-UP UNIT 6

1. Listen, repeat and practice.

SAM'S FAMILY.

A.: Sam, who's the tallest in your family?

S.: I think my daddy is.

A.: And who's the shortest?

S.: Kate is.

A.: Who's got the longest hair?


S.: Oh, mommy does.

A.: Who's got the shortest hair?

S.: Ha, ha ... I do.

2. Answer the questions:

- a) Who's the tallest in Sam's family?
- b) Who's the shortest in Sam's family?
- c) Who's got the longest hair in Sam's family?
- d) Who's got the shortest hair in Sam's family?

3. Sing song No. 13. 

4. Describe your family:

- Who's the tallest in your family?
- Who's the shortest in your family?
- Who has the longest hair in your family?
- Who has the shortest hair in your family?

Homework:



- Listen, repeat and learn.
- Practice the conversation.
- Describe your family.

UNIT 7. CLOTHES

7 A. What's on the clothes line?

- | | |
|----------------|--------------|
| 1. a T-shirt | 6. a skirt |
| 2. shorts | 7. pants |
| 3. jeans | 8. a sweater |
| 4. a dress | 9. socks |
| 5. a pull-over | |

1. Look at the picture of the clothes line and answer the questions:



- What color is the T-shirt?
- What color are the shorts?
- What color are the jeans?
- What color is the dress?
- What color are the socks?

- f) What color is the pull-over?
 g) What color is the skirt?
 h) What color are the pants?
 i) What color is the sweater?



What is in the washing machine?
 How many ... ?
 What color ... ?

Homework:



- 1) Listen, repeat and learn.
- 2) What's on the clothes line?
- 3) What's in the washing machine?

7 B. Whafs Sam wearing?

1. Look at the pictures and answer the questions.

a) What's Sam wearing?

A white T-shirt
 blue shorts
 sport shoes

b) What's Roy wearing?

a brown pull-over
 yellow pants
 black shoes



c) What's Kate wearing?

a green sweater
 a red skirt
 white socks



2. Listen and learn to sing song No. 14. A

Where is my black skirt? Where? Where?
Is it on the table, is it on the chair?

Here is my T-shirt,
There are my socks,
Pants and shoes, and sweaters
Yet, there is no skirt.

3. Listen, repeat and study.

Sam's parents

Mr. Brown



Mrs. Brown



These are Sam's dad and mom.

Mr. Brown is wearing a blue T-shirt, yellow shorts and white sport shoes. Mrs. Brown is wearing an orange T-shirt and red pants.

4. Look at the picture and answer the questions:

- What's Mr. Brown wearing?
- What's Mrs. Brown wearing?

Homework:




- Listen, repeat and learn.
- Look at the pictures and describe what Kate, Sam, Mr. and Mrs. Brown are wearing.
- Learn to sing song No. 14.


7 C. What are you wearing?

1. Look, listen, repeat and practice.

I'm wearing a red T-shirt, white shorts and red shoes.




I'm wearing my favorite grey pants, orange sweater and socks.



2. Answer:

- What are you wearing?
- Ask your friend what he or she is wearing?

3. Sing song No. 14 

4. Learn to count to 50.


Homework:



- Listen, repeat and learn.
- Describe what the children in the pictures are wearing.
- Describe what your classmates are wearing.

7 D. What's in the shop window! How much is it!

1. Look, listen, repeat and answer the questions:



- What's in the shop window?
- How much is it?

2. Look and describe.



What's Sam wearing?
 How much is it?
 What's Kate wearing?
 How much is it?

3. Listen and learn to sing song No. 15. A


There's a T-shirt, and a blue skirt,
 And a red hat, and a yellow blouse,
 And a sweater with a jacket
 In the closet I've got.

There's a T-shirt, and a blue skirt,
 And a red hat, and a yellow blouse,
 And a sweater with a jacket
 In the closet I've got.

4. Ask your friends:

- What color is your T-shirt? (shirt, sweater, jacket, dress, hat)
- What color are your jeans? (pants, socks, shorts, shoes)

Homework:




- Listen, repeat and practice.
- Describe what you see in the picture.
- Learn song No. 15.

ROUND-UP UNIT 7


Where's Sam's red cap?
It's on the table.

1. Look at the picture and answer the questions:



- What's Sam wearing?
 - Where is Sam's red cap?
 - Where are Sam's blue jeans?
 - What's on the table?
 - What's on Kate's bed?
 - What's in the closet?
 - How many dresses are in the closet?
 - What's Kate wearing?
 - What's under the table?
 - Where's Kate's teddy-bear?
2. Describe what you see in the picture.
3. Sing songs No. 14 and No. 15. 

MIXED BAG.

- Tell your classmates about:
 - your family and friends;
 - your pets;
 - your classroom;
 - your toys.
- Sing song No. 12 (Alouette). 
- Describe the clothes you and your friends are wearing.

CONTENTS

Unit 1. Hello!	3
Unit 2. Pets	15
Unit 3. Classroom	24
Unit 4. Family and friends	39
Unit 5. Toys and games	49
Unit 6. The body.	59
Unit 7. Clothes	68

Учебное издание
Шаршекеева Камила Дуйшебаевна
Шаршекеева Нуриля Дуйшебаевна

АНГЛИЙСКИЙ ЯЗЫК

для 1 класса
средних общеобразовательных школ

Издание второе

Художник *Ж. Тольбашиева*
Редактор *А. Узакова*
Худ. редактор *К. Коеналиев*
Техн. редактор *С. Нурмиева*
Компьютерная верстка *Р. Мукамбетовой*

ИБ N° 5584

Сдано в набор 30.07.03. Подписано в печать 08.09.03. Формат бумаги 84x108 1/16.
Бумага офсетная. Журнально-рубричная гарнитура. Печать офсетная.
5,0 физ. печ. л. 8,40 усл. печ. л. 4,11 учетн.-изд. л. Тираж 50000.
Заказ N° 25. Цена договорная.

Контракт LCB TB6(1)

АО «Акыл» — Издательство «Мектеп»
720737, ГСП, г. Бишкек, ул. Ю. Абрахманова, 170.

Отпечатано в АО «Учкун»
720030, г. Бишкек, ул. С. Ибраимова, 24

